

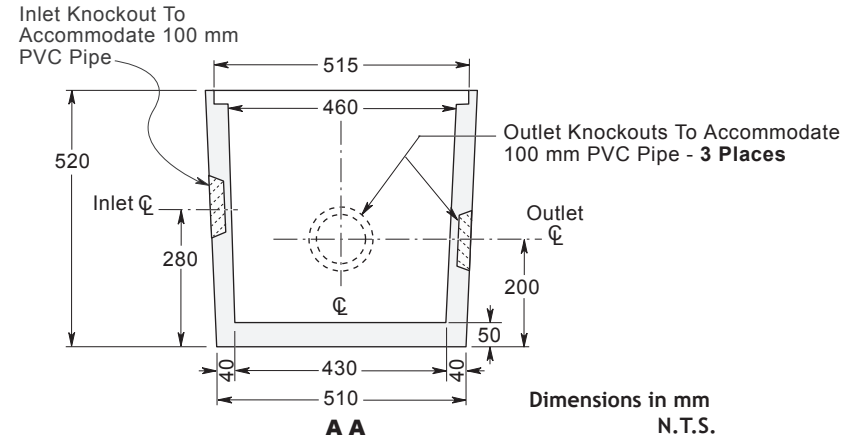
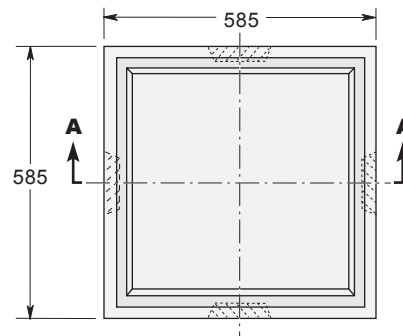
**PRECAST GARAGE CATCH BASIN MODEL CB120**

**460 MM SQUARE - 520 MM HIGH**

**CONSTRUCTION DETAILS**

Concrete: 35 MPa at 28 Days, 5 to 8% Air Entrainment.

Weight: 180 kg



**WILKINSON HEAVY PRECAST LIMITED**

DUNDAS, ONTARIO

905-628-5611

www.wilkinsonheavyprecast.com

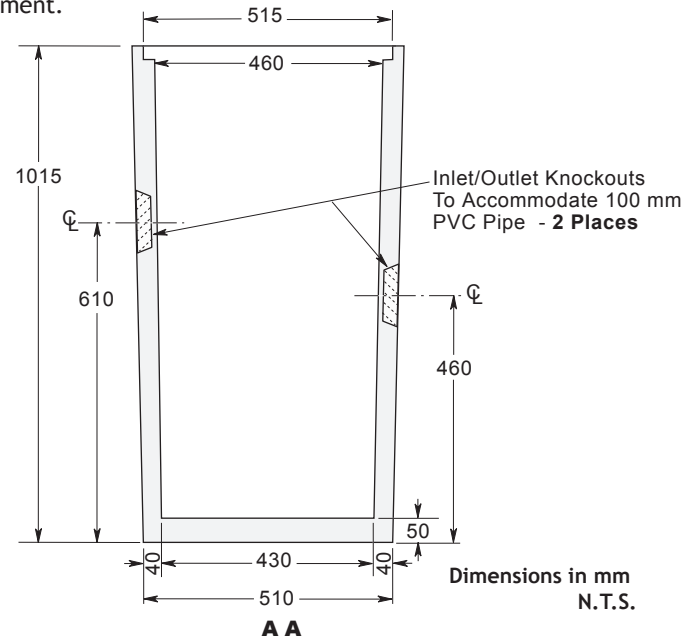
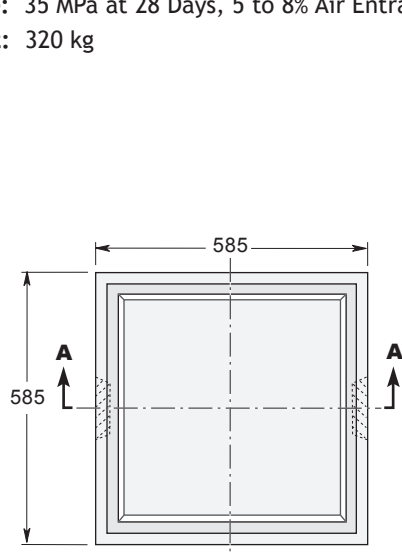
**PRECAST GARAGE CATCH BASIN MODEL CB140**

**460 MM SQUARE - 1015 MM HIGH**

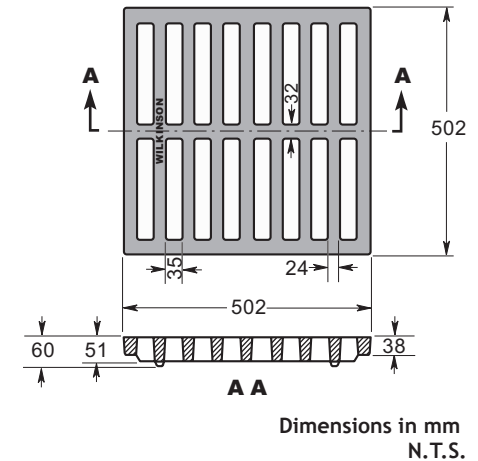
**CONSTRUCTION DETAILS**

Concrete: 35 MPa at 28 Days, 5 to 8% Air Entrainment.

Weight: 320 kg



**CAST IRON GRATE For Models CB120 & CB140**



**NOTES**

- Either catch basin can be supplied with or without cast iron grate.
- Weight of grate - 39 kg.