

PRECAST TRENCH DRAIN

WILKINSON HEAVY PRECAST LIMITED

DUNDAS, ONTARIO 905-628-5611

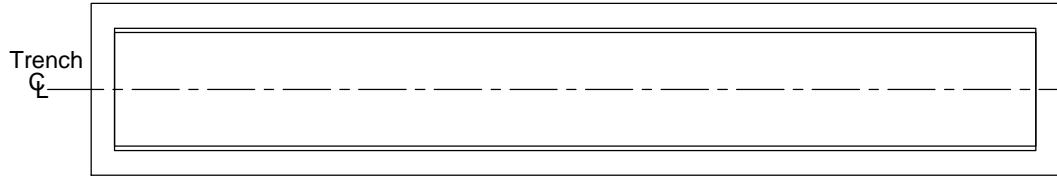
www.wilkinsonheavyprecast.com

CONSTRUCTION DETAILS *

Concrete: 35 MPa at 28 days, 5 to 8% Air Entrainment.

Reinforcing: 10M bars @ 150mm centres each way in walls & floor.
Minimum cover over reinforcing steel - 25mm.

Weight (Concrete Only): 1150kg



NOTES

1. Galvanized steel Angle Frame with Grating suitable for passenger vehical traffic areas (optional).
2. 100mm diameter PVC Baffle with Cleanout (optional).
3. Pipe connection suitable for 100mm diameter PVC or ABS pipe (optional).

FEATURES

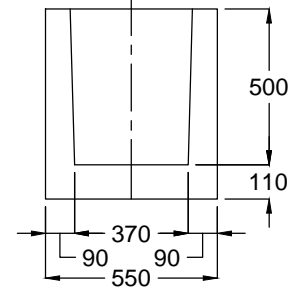
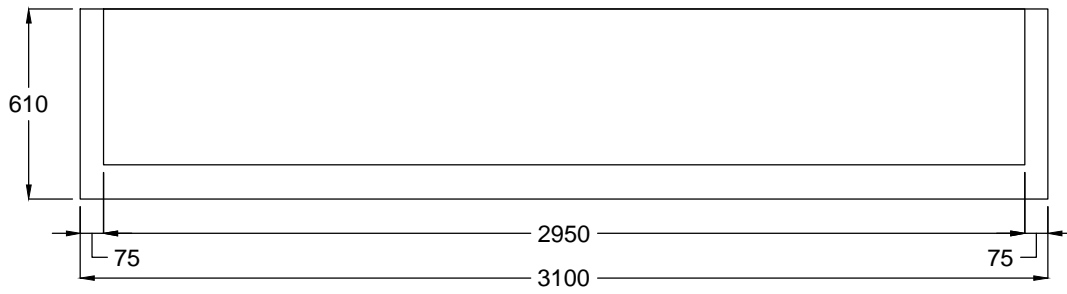
- * Various types and designs of grating available.
- * Frame cast with top perimeter of the unit or available separately.
- * Flexible water-tight pipe/wall connectors to suit project requirements.
- * Large open design facilitates removal of accumulated sediment.

CAPABILITIES

- * Traps heavy sediment and grit.
- * When used in conjunction with various models of Wilkinson Oil Interceptors the final effluent needs minimal further treatment before being recycled or discharged directly into a municipal sewer.

APPLICATIONS

- * Car Washes.
- * Heavy Equipment Wash Areas.
- * Processes where floor catchment sumps are required.



Dimensions in mm
N.T.S.

*Commensurate with burial in firm soil under an area of passenger vehicle traffic.
Please consult with the factory before specifying this product for use in an area of heavy wheel loading.

For recommended installation procedures refer to Wilkinson Installation Guidelines

WARNING! IMPROPER INSTALLATION ESPECIALLY IN SATURATED SOILS CAN RESULT IN THE STRUCTURAL FAILURE OF THIS PRODUCT